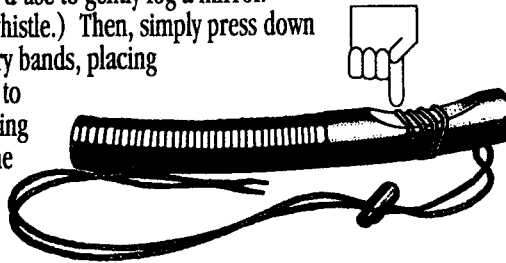



THE TRUE TALKER™

Instructions

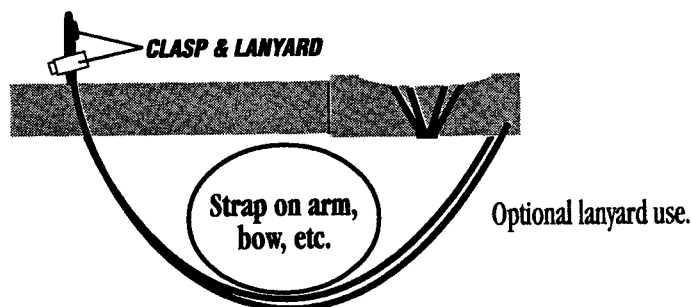
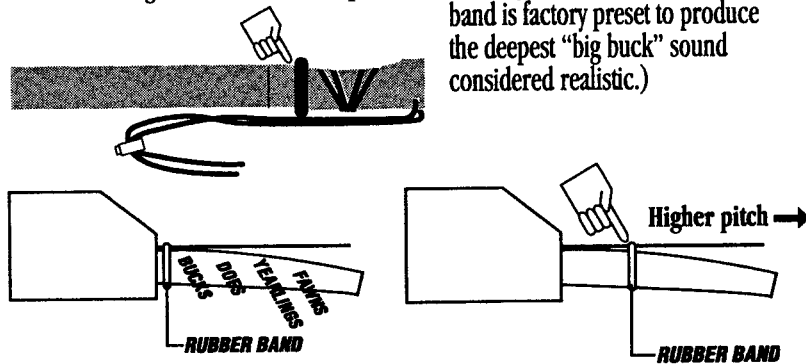
Creating the proper sounds requires very little effort. The blowing technique used is the same you'd use to gently fog a mirror. (Avoid blowing the call like a whistle.) Then, simply press down on any of the adjustable memory bands, placing pressure on the reed assembly, to make the desired sound. Rocking your finger slightly will make the sound slide up and down in pitch. This variance in pitch is called inflection.



Memory bands can be moved to produce and "remember" desired calls. You may press between bands to make calls, or remove the bands entirely.



For preset, hands-free calling, simply roll back the rubber mouthpiece covering to expose the reed assembly. Then roll the rubber band to the desired position on the reed. Moving it toward the mouthpiece creates a higher pitch. (The rubber band is factory preset to produce the deepest "big buck" sound considered realistic.)



C5449

Hunter's Specialties

"For Sportsmen, by Sportsmen"



6000 Huntington Court N.E. Cedar Rapids, Iowa 52402 <http://www.hunterspec.com>