



**READ THESE INSTRUCTIONS  
BEFORE USING THIS GUN**



**WARNING**  
PLACE HAMMER IN HALF COCK  
POSITION & ENGAGE SAFETY  
BEFORE LOADING & UNLOADING

**Derringer Manual  
Standard, Big Bore or Long Bore  
Derringers  
Proudly 100% MADE IN THE USA.**



## **GUN SAFETY WARNINGS**

*Failure to follow these gun safety warnings may result in injury or death to you or others.*

*All firearms should be handled with intense respect for their power and potential danger.*

## **GUN SAFETY WARNINGS**

### ***Safety Is Your Responsibility***

The number one concern of every firearm owner should be safety. Always follow all of the safety rules with any firearm. If you have any questions about any functional aspects of your firearm, please contact Cobra technical department at (801)908-8300, or [tech@cobrapistols.net](mailto:tech@cobrapistols.net) before proceeding with operating your firearm.

## **WARNING**

DO NOT handle this firearm until you understand its correct operation. Firearms are all designed differently with different mechanical features. It is VERY important that you fully understand the safe handling and functions of this or any other firearm before handling. If you have any questions as to the safe handling of this firearm please call Cobra Enterprises of Utah at (801)908-8300 for assistance, or email [tech@cobrapistols.net](mailto:tech@cobrapistols.net).

## **WARNING**

ALWAYS use proper shooting glasses and hearing protection to prevent eye injuries or hearing damage. Always be sure that others in your surrounding area are also protected.

## **WARNING**

DO NOT carry a loaded gun with a live round in the chamber while walking, or climbing or anywhere you might slip and fall, dropping the gun. A gun that is dropped, bumped or jarred with a live round in the chamber might accidentally discharge even with the safety on causing injury to you or someone else. Always check the gun yourself!

## **WARNING**

NEVER point a gun at anything you do not intend to shoot. Always keep your gun pointed in a SAFE direction in case of accidental discharge. This is especially important when loading or unloading the gun. Always control the direction of the firearm.

## **WARNING**

ALWAYS check the barrel to insure that it is free of obstructions before loading and firing the firearm. If you experience a light recoil or “off” sound CHECK THE BARREL FOR OBSTRUCTIONS. Keep barrel, chamber and all moving parts free of rust. Rust or other obstructions can cause excessive pressures, resulting in serious injury to your gun, yourself and others. A rusted barrel can be replaced by Cobra Enterprises of Utah, Inc. (801)908-8300.

## **WARNING**

NEVER shoot at a hard flat service or at the surface of water to avoid a ricochet and possible serious injury to yourself or a bystander. DO NOT fire randomly into the sky.

## **WARNING**

ALWAYS store guns unloaded in a clean, dry place and out of reach of children and separated from ammunition. Safe storage of your firearm is an important responsibility that every gun owner MUST take seriously to protect children and others from unauthorized use. Never allow a firearm to be used by anyone who does not understand it's safe operation and who has not read these firearm safety rules.

## **WARNING**

NEVER alter any part of your gun. Use ONLY Cobra Enterprises of Utah replacement parts.

## **WARNING**

ALWAYS have adequate ventilation at all times. Discharging firearms in poorly ventilated areas, cleaning firearms or handling ammunition may result in exposure to lead, a substance known to cause birth defects, reproduction harm and other serious injury. Wash hands thoroughly after exposure or prior to eating and/or drinking. Read the warning labels for all ammunition and cleaning products for proper handling and use.

## **WARNING**

The safety and instruction manual should always accompany this firearm and be transferred with it upon change of ownership or user. A copy of the safety and instruction manual is available free from Cobra Enterprises of Utah (801)908-8300 email: [info@cobrapistols.net](mailto:info@cobrapistols.net)

## **WARNING**

USE ONLY Factory loaded ammunition for which the gun is chambered as indicated on the barrel to prevent excessive pressure and possible serious injury to yourself or others around you. NEVER use non-standard, reloaded, or hand loaded ammunition that has not been subjected to internal ballistic pressure testing.

## **WARNING**

DO NOT rely on mechanical features only. It is YOUR responsibility to ensure safe gun-handling habits and ensure the safe use of your firearms.

## **WARNING**

It is a gun owners responsibility to be sure that they are in compliance with all applicable laws and ordinances regarding the use of their firearm.

## **WARNING**

Never place your finger on or around the trigger area unless you intend to shoot. Keep area free of all objects.

## **WARNING**

DO NOT use drugs or alcohol anytime while handling a firearm. DO NOT use any firearm while you are taking any medications that impair your physical or mental abilities.

## **WARNING**

The safe handling and storage of any firearm is the GUN OWNERS responsibility. Guns are very dangerous and can cause serious injury or death if they are handled or used inappropriately. You, as a gun owner, are responsible for your firearm at all times.

**Firearm safety and security are YOUR responsibility.**

**WARNING**

NEVER disassemble your firearm beyond the procedures outlined in this manual. Serious injury or death can occur if your gun is not reassembled correctly.

**WARNING**

NEVER adjust or change (in any way) the internal components of your firearm. Adjustments or changes made to your firearm can affect the safety and reliability of your gun, as well as, your warranty.

**WARNING**

Never use any replacement parts except for parts purchased from Cobra Enterprises of Utah, Inc. Never permit any changes or alterations to your gun unless performed by a qualified gunsmith or by Cobra Enterprises of Utah's Repair Department.

## **WARNING**

Failure to follow all of these basic safety rules may result in severe personal injury or DEATH to you or others. The safe use of a firearm is your personal responsibility. The most important safety device when it comes to the use of your firearm is YOU. Cobra Enterprises of Utah will not be responsible for any personal injury, death or property damage that results from disregarding of these safety instructions and warnings.

Cobra Enterprises of Utah will not be responsible for any personal injury, death or property damage that result from improper or careless handling of this firearm.

Cobra Enterprises of Utah will not be responsible for any personal injury, death or property damage that result from the criminal or negligent use of this firearm.

Cobra Enterprises of Utah will not be responsible for any personal injury, death or property damage that result from the use of non-standard, defective, improper or reloaded ammunition.

Cobra Enterprises of Utah will not be responsible for any personal injury, death or property damage that result from improper or negligent modifications or repairs to the firearm.

## **WARNING**

Always use the lock provided by Cobra Enterprises to secure your firearm. Read and follow the instructions for your gun lock. NEVER assume that the use of the gun lock alone is sufficient to safely secure your firearm. ALWAYS be absolutely certain that your gun is stored safely and securely. Ammunition should always be stored separately from your firearm.



# AMMUNITION

## **WARNING**

DO NOT use ammunitions not specifically designed for use in your firearm. Using an incorrect type or caliber of ammunition may cause failure to fire or generate excessive pressure which can damage or even rupture your firearm, causing personal injury, death or property damage. Locate the caliber designation marked on the barrel of your firearm. This indicates the correct ammunition that must be used in this firearm. It is your responsibility to select the ammunition that meets industry standards and is the correct caliber and type for this firearm. The wrong type of ammunition may exceed the capabilities of this firearm and can rupture or damage your firearm. There are other ammunitions that may fit into your chamber. Firing ammunition not specified on your gun may exceed the capabilities of this firearm and can rupture or damage your firearm. Always inspect your ammunition. NEVER use damaged, dirty or corroded cartridges, these can lead to a burst cartridge which may cause damage to the firearm and personal injury or death.

Use only commercially manufactured ammunition with internal ballistic pressures which are in strict accordance with the specifications of the Sporting Arms & Ammunition Manufacturers Institute (SAAMI). If you have questions contact your ammunition supplier for verification.

**Cobra Enterprises of Utah recommends FEDERAL AMERICAN EAGLE, CCI OR PMC Brand  
ammunitions on all Cobra Firearms.**

**Cobra .32 H&R Magnum Derringer is designed to fire FEDERAL .32 H&R  
Magnum ammunition ONLY.**

## **WARNING**

(+P) “Plus-P” ammunition generates pressures in excess of standard ammunition. These pressures can exceed the margin of safety built into your Derringer and could therefore be dangerous, DO NOT use (+P) loads in any Cobra Enterprises manufactured Derringer.

We recommend changing to a different brand of ammunition if the spent cartridge cases have difficulty extracting from the cylinder or chamber. Thoroughly cleaning the barrel chambers with solvent is also recommended.

**For 9mm and 22 Mag Derringers you may use ball nose or shot shell ammunition.**

For .38 Special caliber Derringers - **Use ball nose ammunition only.**

**The .38 Special Derringer is not chambered for shot shells.**

# INSPECTING YOUR DERRINGER

## **WARNING**

Before inspecting your Derringer always ensure the firearm is unloaded. YOU MUST inspect your Derringer yourself to be sure it is NOT loaded. Do not place your finger on the trigger or around the trigger area when checking your gun. ALWAYS keep the barrel pointed in a safe direction. Push the locking lever forward and push the barrel up to open. Check to make sure that both barrels are free of live rounds and the barrels are free of any kind of obstructions. You must follow these rules EVERY time your gun is cleaned, handed to you or another person, stored or transported.

## **WARNING**

DO NOT rely on mechanical features only. It is YOUR responsibility to ensure safe gun handling habits AND ensure the safe use of your firearms.

# **LOADING YOUR DERRINGER**

**Before loading be absolutely sure that you have read and understand this manual**

NEVER load your gun unless you are ready to use it. ALWAYS keep your fingers away from and out of the trigger area unless you are ready to shoot.

Place the hammer in the HALF-COCK POSITION with the SAFETY ENGAGED TO THE SAFE POSITION. Disengage the locking lever by pushing the lever forward to the unlocked position. Pull the barrel up to open exposing the breach.

The caliber for your Derringer is printed on the side of the barrel. Use only this caliber ammunition.

## **LOADING 9mm and .380**

Place your hand around the barrel and with your thumb slide the extractor up. Be sure to keep fingers and hands away from the end of the barrel at all times. Hang the cartridge edges on the extractor and then slide the extractor down inserting the shells into the chambers. Close the barrel and push the locking lever towards the rear of the gun locking the barrel into position. Keep your finger away from the trigger until ready to fire. (continued on page 12)

(continued from page 11)

Use only the standard factory ammunition your Derringer is chambered for. DO NOT load or fire reloaded, hot loaded, or +P cartridges. These pressures can exceed the margin of safety built into your Derringer and could therefore be dangerous. DO NOT use (+P) loads in any Cobra Enterprises manufactured Derringer.

**LOADING ALL CALIBERS EXCEPT 9mm AND .380**

Insert a cartridge into each chamber. Close the barrel and push the locking lever towards the rear of the gun locking the barrel into position. Be sure to keep fingers and hands away from the end of the barrel at all times. Keep the gun pointed in a safe direction at all times. Keep your finger away from the trigger until ready to fire.

Use only the standard factory ammunition your Derringer is chambered for. Do not load or fire reloaded, hot loaded, or +P cartridges. These pressures can exceed the margin of safety built into your Derringer and could therefore be dangerous. DO NOT use (+P) loads in any Cobra Enterprises manufactured Derringer.

**WARNING**

NEVER leave a loaded firearm unattended. BEFORE carrying or holstering your gun BE POSITIVE that the hammer is in the HALF-COCK position and the SAFETY is ON. ALWAYS keep your gun pointed in a safe direction.

## **FIRING YOUR DERRINGER**

Before firing your gun for the first time it should be cleaned. See “Cleaning and Maintenance”

### **WARNING**

ALWAYS keep your gun pointed in a safe direction.

### **WARNING**

ALWAYS wear ear and eye protection designed for firearm use every time you fire any firearm. Make sure that other people in the area do the same.

### **WARNING**

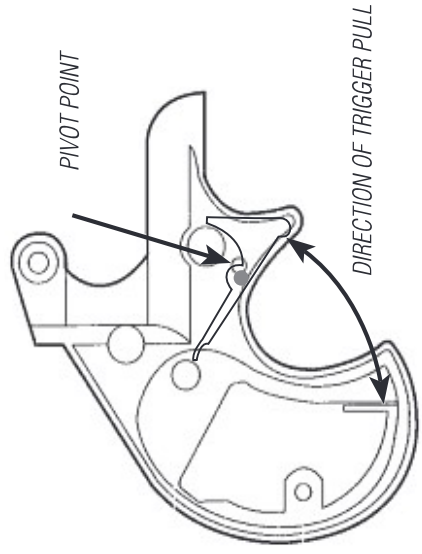
**DO NOT DRY FIRE YOUR DERRINGER.** It will damage the hammer and could cause your gun to fire incorrectly.

Point the gun in a safe direction and pull the hammer back to the fully cocked position. Disengage the safety to the fire position. Aim the pistol at your intended target with your finger off the trigger until you are ready to fire. Before firing make sure all fingers and hands are away from the muzzle.

To fire the gun, place your finger on the trigger and then pull the trigger in a downward motion towards the butt of the gun. (See illustration on page 14).

<sup>14</sup> Once fired the selector automatically selects the next barrel.

*The trigger pull weight on our Cobra Derringers is higher than on most firearms due to the fact there is no trigger guard and a stiffer trigger pull provides an additional level of safety.*



*The drawing above indicates the direction that the trigger should be pulled to allow the trigger to move in its designed path (the path of lowest resistance). Pull in a downward motion toward the bottom of the gun. DO NOT pull straight back.*

## **WARNING**

Immediately after firing remove your finger from the trigger and trigger area to prevent accidental discharges.

## **WARNING**

If a cartridge fails to fire, wait 10 to 15 seconds while keeping the barrel pointed in a safe direction. Keep your finger out of and away from the trigger. Press the locking lever forward and open the barrel. Remove the failed cartridge and dispose of it in a manner approved for live round disposal.

## **WARNING**

If your handgun has changed the way it feels or sounds STOP firing, make sure the gun is pointed in a safe direction and unload. Have the gun inspected and test fired by a qualified gunsmith before firing again.



## **UNLOADING**

Point the gun in a safe direction and BE SURE your hand and fingers are away from the end of the barrel and trigger. Be sure the trigger is in the forward position. Place the hammer in the HALF-COCK Position, and SAFETY ENGAGED to the SAFE position. DISENGAGE the locking lever by turning forward to the unlocked position. Pull the barrel back to the open position. Remove the cartridges and spent casings by sliding the extractor away from the barrel chambers. Visually check the barrels to make sure they are empty. Remember to keep your gun pointed in a safe direction at all times!

### **WARNING**

After unloading be sure to store your gun and ammunition separately.

### **WARNING**

Always make sure to safely store your firearm when not in use.

## **CLEANING AND MAINTAINANCE**

### **WARNING**

ALWAYS be sure that your gun is not loaded before attempting to clean it. Your firearm has been treated with oil at the factory before shipping to protect it. Oil should be cleaned from the bore, the chamber and all exposed areas before using the firearm. Use a cleaning swab or cleaning patch. Every time you clean your firearm check it for signs of wear. If wear is seen do not use the firearm.

### **WARNING**

NEVER disassemble your gun beyond the instructions in the “Inspecting Your Derringer” section of this manual.

Use only cleaning supplies specifically designed for your type and caliber of firearm. These supplies can be purchased from most firearms dealers. Follow the instructions provided with your cleaning supplies. Using a correctly fitted brush, remove excessive residue from the chambers and barrel. Use a non-abrasive cleaning cloth to clean the exterior of your gun. Lightly coat the interior and exterior metal parts using a high quality gun oil.

### **WARNING**

ALWAYS have adequate ventilation at all times. Discharging firearms in poorly ventilated areas, cleaning firearms or handling ammunition may result in exposure to lead, a substance known to cause birth defects, reproduction harm and other serious injury. Wash hands thoroughly after exposure or prior to eating and/or drinking. Read the warning labels for all ammunition and cleaning products for proper handling and use.

### **WARNING**

Be sure to keep your firearm clean. Be sure that you use safe products that will not harm the finish on your gun. Be sure to remove gun cleaning solutions from the outside surfaces of your gun.

## **CLEANING AND MAINTAINANCE FOR STORAGE**

If you are planning to store your gun for an extended period of time, the bore, internal workings and chambers should be oiled with a high quality lubricating oil or preservative intended for firearms. The external metal parts and barrel should be coated with an anti-rust oil. Do not store your gun in anything that will attract moisture. Before using your firearm again be sure to clean and inspect it.

### **WARNING**

NEVER adjust or change in any way the internal components of your firearm. Adjustments or changes made to your firearm can affect the safety and reliability of your gun, and can void the warranty of your gun.

### **WARNING**

Never use any replacement parts except for parts purchased from Cobra Enterprises of Utah, Inc. Never permit any changes or alterations to your gun unless performed by a qualified gunsmith or by Cobra Enterprises of Utah's repair department.

## **WARRANTY**

Cobra Derringers come with a factory direct lifetime warranty. It covers all owners of the firearm. If at anytime you are having any difficulties with your gun you may send it in for repair or service. All warranty claims should state the model and serial number of the firearm being sent in for service. Please enclose your name, physical address, and phone number. Federal Firearms license holders can ship thru the U.S.P.S. with proper paperwork. Individuals must ship via Federal Express or UPS priority overnight. NEVER ship ammunition with your gun when sending in for service or repair. We suggest that you insure when shipping. NEVER ship a loaded gun. Cobra Enterprises of Utah, Inc. will accept no responsibility for loss or damage in transit. Return shipping and insurance will be covered by Cobra Enterprises of Utah, Inc.

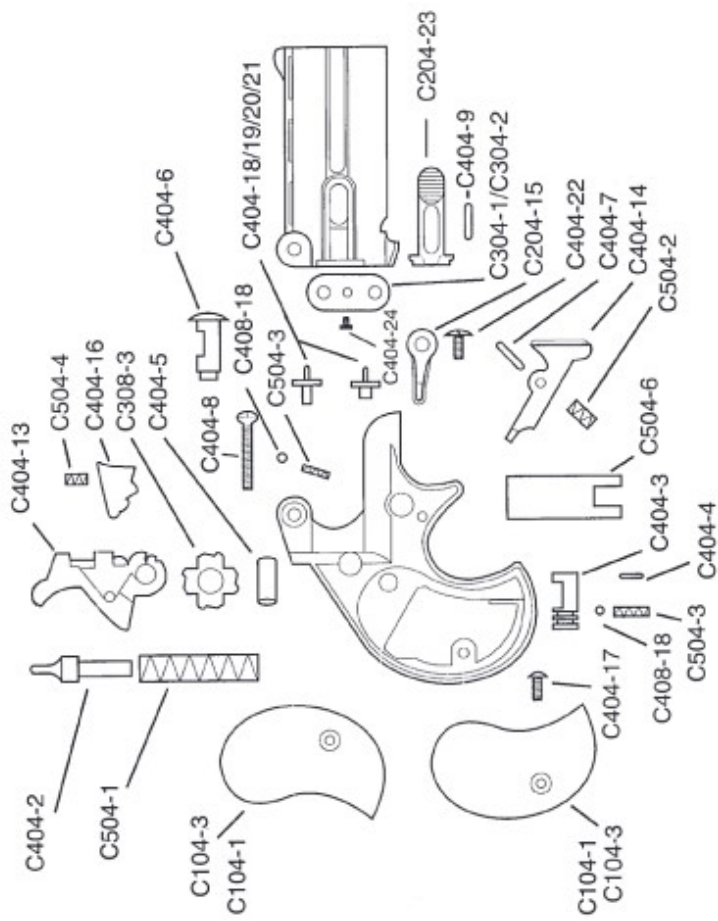
## **WARRANTY EXCLUSIONS**

Cobra Enterprises of Utah, Inc. will not be responsible for issues resulting from corrosion, abuse, neglect, ordinary wear and tear to the finish, or unreasonable use, disassembly of the gun beyond the instructions in this manual, unauthorized adjustments or modifications made, or careless handling or criminal misuse. Cobra Enterprises of Utah, Inc. reserves the right to determine what is normal wear and tear.

**Cobra Enterprises of Utah, Inc will not be held responsible for damages, injury, death or property damage do to the misuse or mishandling of this firearm.**

**STANDARD SERIES DERRINGERS  
MODEL C22, C22M, C25, or C32**





# Standard Series Derringers Schematic

## Standard Series Derringer Parts

Models C22, C22M, C25 or C32

Order Online at [www.cobrapistols.net](http://www.cobrapistols.net) or call 801-908-8300

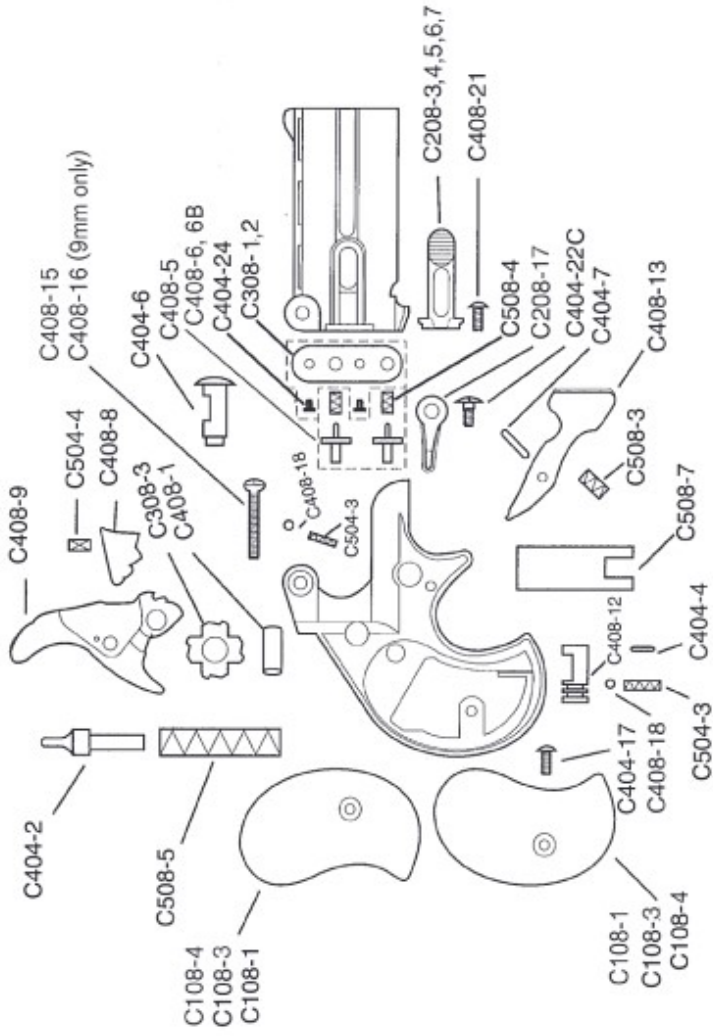
STOCK NO.	Part Name	Price	STOCK NO.	Part Name	Price
C104-1	Pearl Grip (Pair)	1.90	C404-4	Pin-Safety	1.70
C104-3	Laminated Rosewood Grip (Pair)	3.60	C404-18	Firing Pin Top Rimfire (22,22M)	5.95
C304-1	Firing Pin Plate (25,32) (center fire)	5.95	C404-19	Firing Pin Bottom Rimfire (C22,22M)	5.95
C304-2	Firing Pin Plate (22,22M) (rim fire)	5.95	C404-5	Hammer Pivot Pin	2.55
C308-3	Cam	5.10	C404-6	Lock	6.80
C404-13	Hammer	3.60	C404-7	Trigger Pin	2.55
C404-14	Trigger	1.90	C404-8	Hinge Screw (Blk or Chrome)	2.55
C204-15	Locking Lever	2.55	C408-18	Lock & Safety Ball	1.70
C404-16	Selector	0.20	C504-1	Main Spring	3.40
C404-17	Grip Screw	1.70	C504-2	Trigger Spring	1.70
C404-2	Guide Pin	3.40	C504-3	Lock & Safety Spring	1.70
C404-20	Firing Pin, Top (25,32)	5.95	C504-4	Selector Spring	1.70
C404-21	Firing Pin, Btm (25,32)	5.95	C504-6	Cam Spring	1.70
C404-22	Lock Screw	1.70	C704-1	Manual	N/C
C204-23	Extractor	2.55	C800-27	Black Cordura Belt Holster	14.00
C404-24	Firing Pin Plate Screw	1.70	C700-20	Blue Plastic Lockable Lined Case	15.00
			Barrels All Calibers (Black, Chrome or Satin)		27.20
			Barrels All Calibers (Crown Jewel Collection)*		44.20
			*(Black Chrome, Royal Blue, Ruby Red, Majestic Pink, Imperial Purple, King Cobra Copper)		

Prices subject to change. Utah Residents add 6.8% sales tax \$5.00 Shipping & Handling



**BIG BORE & LONG BORE SERIES DERRINGERS**  
**Model CB22M, CB32M, CB38, CB380, CB9,**  
**CLB22M, CLB38 or CLB9**





**Big Bore-Long Bore Derringers Schematic**

# Big Bore, Long Bore Series Derringer Parts

Order Online at [www.cobrapistols.net](http://www.cobrapistols.net) or call 801-908-8300

STOCK NO.	Part Name	Price	STOCK NO.	Part Name	Price
C108-3	Laminated Rosewood Grip (Pair)	13.60	C408-16	Hinge Screw (9mm only)	2.55
C108-1	Black Plastic Grip (Pair)	6.80	C408-15	Hinge Screw (Blk or Chrome)	2.55
C108-4	White Plastic Grips (pair)	6.80	C208-17	Locking Lever	2.55
C208-3	Extractor .38 Special	1.70	C408-21	Extractor Screw (Blk or Chrome)	2.55
C208-4	Extractor .9mm	1.70	C408-5	Firing Pin Center Fire Top & Bottom	5.95
C208-5	Extractor .22M	1.70	C408-6	Firing Pin Rim Fire-Top (22M)	5.95
C208-6	Extractor .32 H&R Mag	1.70	C408-6B	Firing Pin Rim Fire-Bottom (22M)	5.95
C208-7	Extractor .380	1.70	C408-8	Selector	10.20
C308-1	Firing Pin Plate (Center Fire)	5.95	C408-9	Hammer	13.60
C308-2	Firing Pin Plate (Rim Fire) (22M)	5.95	C504-3	Lock & Safety Spring	1.70
C308-3	Cam	5.10	C504-4	Selector Spring	1.70
C404-17	Grip Screw	1.70	C508-3	Trigger Spring	1.70
C404-2	Guide Pin	3.40	C508-4	Firing Pin Spring	1.70
C404-22C	Lock Screw	1.70	C508-5	Main Spring	3.40
C404-24	Firing Pin Plate Screw	1.70	C508-7	Cam Spring	1.70
C404-4	Safety Pin	1.70	C700-20	Blue Plastic Lockable Lined Case	15.00
C408-1	Hammer Pivot Pin	2.55	C704-1	Manual	N/C
C404-6	Lock	6.80	C800-29	Black Cordura belt Holster-Big Bore	14.00
C404-7	Trigger Pin	2.55	C800-30	Black Cordura belt Holster- Long Bore	14.00
C408-12	Safety	6.80	Barrels All Calibers (Black, Chrome or Satin)		32.30
C408-13	Trigger	11.90	Barrels All Calibers (Crown Jewel Collection)*		49.30
C408-18	Lock & Safety Ball	1.70	*(Black Chrome, Royal Blue, Ruby Red, Majestic Pink, Imperial Purple, King Cobra Copper)		

Prices subject to change. Utah residents add 6.8% sales tax

\$5.00 Shipping & Handling

## **CONTACT & SHIPPING INFORMATION**

Customer service: Phone (801)908-8300 Fax (801)908-8301  
email: [info@cobrapistols.net](mailto:info@cobrapistols.net)

Technical service: Phone (801)908-8300 Fax (801)908-8301  
email: [tech@cobrapistols.net](mailto:tech@cobrapistols.net)

Warranty Return Address:  
Cobra Enterprises of Utah, Inc.  
Attn: Repair Department  
1960 South Milestone Drive, Suite F  
Salt Lake City, UT 84104  
[www.cobrapistols.net](http://www.cobrapistols.net)

BEFORE RETURNING FOR WARRANTY WORK WE RECOMMEND CALLING OR EMAILING OUR  
TECHNICAL DEPARTMENT FIRST

## **FIREARM RECORD**

Serial Number \_\_\_\_\_ Model \_\_\_\_\_ Caliber \_\_\_\_\_

Date Purchased \_\_\_\_\_

Purchased From \_\_\_\_\_

# NOTES

## **WARNING**

Children are attracted to and can operate firearms that can cause severe injuries or death. Prevent child access by always keeping guns locked away and unloaded when not in use. If you keep a loaded firearm where a child obtains and improperly uses it, you may be fined or sent to prison.

## **WARNING**

## **ADVERTENCIA**

A los niños los atraen las armas de fuego y las pueden hacer funcionar. Ellos pueden causarse lesiones graves y la muerte. Evite que los niños tengan acceso a las armas de fuego guardándolas siempre con llave y descargadas cuando no las esté utilizando. Si usted tiene un arma de fuego cargada en un lugar en que un niño tiene acceso a ella y la usa indebidamente, le pueden dar una multa o enviarlo a la cárcel.



# YOUTH HANDGUN SAFETY ACT NOTICE

## Youth Handgun Safety Act Notice

- (1) The misuse of handguns is a leading contributor to juvenile violence and fatalities.
- (2) Safely storing and securing firearms away from children will help prevent the unlawful possession of handguns by juveniles, stop accidents, and save lives.
- (3) Federal Law prohibits, except in certain limited circumstances, anyone under 18 years of age from knowingly possessing a handgun, or any person from selling, delivering, or otherwise transferring a handgun to a person under 18.
- (4) A knowing violation of the prohibition against selling, delivering, or otherwise transferring a handgun to a person under the age of 18 is, under certain circumstances, punishable by up to 10 years in prison.

### Federal Law

The Gun Control Act of 1968, 18 U.S.C. Chapter 44, provides in pertinent part as follows:

#### **18 U.S.C. 922(x)**

(x) (1) It shall be unlawful for a person to sell, deliver, or otherwise transfer to a person who the transferor knows or has a reasonable cause to believe is a juvenile--

- (A) a handgun; or
- (B) ammunition that is suitable for use only in a handgun.

- (2) It shall be unlawful for any person who is a juvenile to knowingly possess--  
(A) a handgun; or  
(B) ammunition that is suitable for use only in a handgun.
- (3) This subsection does not apply to --  
(A) a temporary transfer of a handgun or ammunition to a juvenile or to the possession or use of a handgun or ammunition by a juvenile if the handgun and ammunition are possessed and used by the juvenile--  
(i) in the course of employment, in the course of ranching or farming related activities at the residence of the juvenile (or on property used for ranching or farming at which the juvenile, with permission of the property owner or lessee, is performing activities related to the operation of the farm or ranch), target practice, hunting, or a course of instruction in the safe and lawful use of a handgun;
- (ii) with the prior written consent of the juvenile's parent or guardian who is not prohibited by Federal, State, or local law from possessing a fire arm, except--  
(l) during transportation by the juvenile of an unloaded handgun in a locked container directly from the place of transfer to a place at which an activity described in clause (i) is to take place and transportation by the juvenile of that handgun, unloaded and in a locked container, directly from the place at which such an activity took place to the transferor; or

- (II) with respect to ranching or farming activities as described in clause (i), a juvenile may possess and use a handgun or ammunition with the prior written approval of the juvenile's parent or legal guardian and at the direction of an adult who is not prohibited by Federal, State, or local law from possessing a firearm;
- (iii) The juvenile has the prior written consent in the juvenile's possession at all times when a handgun is in the possession of the juvenile; and
- (iv) In accordance with State and local law;
- (B) a juvenile who is a member of the Armed Forces of the United States or the National Guard who possesses or is armed with a handgun in the line of duty;
- (C) a transfer by inheritance of title (but not possession) of a handgun or ammunition to a juvenile; or
- (D) the possession of a handgun or ammunition by a juvenile taken in defense of the juvenile or other persons against an intruder into the residence of the juvenile or a residence in which the juvenile is an invited guest.
- (4) A handgun or ammunition, the possession of which is transferred to a juvenile in circumstances in which the transferor is not in violation of this subsection shall not be subject to permanent confiscation by the Government if its possession by the juvenile subsequently becomes unlawful because of the conduct of the juvenile, but shall be returned to the lawful owner when such handgun or ammunition is no longer required by the Government for the purposes of investigation or prosecution.

- (5) For purposes of this subsection, the term “juvenile” means a person who is less than 18 years of age.
- (6) (A) In a prosecution of a violation of this subsection, the court shall require the presence of a juvenile defendant’s parent or legal guardian at all proceedings.
- (B) The court may use the contempt power to enforce subparagraph (A).
- (C) The court may excuse attendance of a parent or legal guardian of a juvenile defendant at a proceeding in a prosecution of a violation of this subsection for good cause shown.

### **18 U.S.C 924(a) (6)**

- (6) (A) (i) A juvenile who violates section 922(x) shall be fined under this title, imprisoned not more than 1 year, or both, except that a juvenile described in clause (ii) shall be sentenced to probation on appropriate conditions and shall not be incarcerated unless the juvenile fails to comply with a condition of probation.
- (ii) A juvenile is described in this clause if ----
- (I) the offense of which the juvenile is charged is possession of a handgun or ammunition in violation of section 922 (x) (2); and
- (II) The juvenile has not been convicted in any court of an offense (including an offense under section 922(x) or a similar State law, but not including any other offense consisting of conduct that if engaged in by an adult would not constitute an offense) or adjudicated as a

juvenile delinquent for conduct that if engaged in by an adult would constitute an offense.

(B) A person other than a juvenile who knowingly violates section 922(x)-

- (i) shall be fined under this title, imprisoned not more than 1 year, or both; and
- (ii) if the person sold, delivered, or otherwise transferred a handgun or ammunition to a juvenile knowing or having reasonable cause to know that the juvenile intended to carry or otherwise possess or discharge or otherwise use the handgun or ammunition in the commission of a crime of violence, shall be fined under this title, imprisoned not more than 10 years, or both.

If you have any questions contact:

Bureau of Alcohol, Tobacco, Firearms and Explosives  
650 Massachusetts Avenue, NW  
Washington, DC 20226

Phone: (202) 927-7770 or Visit website at [www.atf.gov](http://www.atf.gov)



## **DO NOT DRY FIRE**

**DO NOT STORE, CARRY OR HANDLE THIS, OR ANY OTHER FIREARM WITH A LIVE ROUND IN THE CHAMBER.**

**READ AND UNDERSTAND THE INSTRUCTIONS BEFORE USING THIS FIREARM.**

**DO NOT DRY FIRE**



Cobra Enterprises of Utah, Inc  
Proudly 100% Made in the U.S.A.

**1960 S. MILESTONE DRIVE, SUITE F  
SALT LAKE CITY, UT 84104  
801-908-8300**

**[www.cobrapistols.net](http://www.cobrapistols.net)**

10/09