



# TEAM LEW'S LITE SPEED SPOOL® LFS

TLL1H, TLL1SH, TLL1X, TLL1XH



Speed Spool Baitcast reels are designed to be **Lighter, Faster and Stronger**

*Driven by innovation – Fueled with Passion*

**Feel the Difference!**

## TEAM LEW'S LITE SPEED SPOOL® LFS



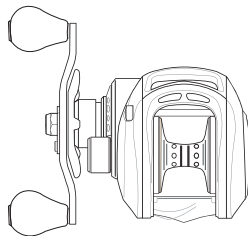
### Reel Specifications

Model	Weight (oz.)	Gear Ratio	Line Capacity (yd./lb.)	IPT
TLL1H	5.7	6.8:1	120/12	28"
TLL1SH	5.7	7.5:1	120/12	31"
TLL1XH	5.7	8.3:1	120/12	35"
TLL1SHL*	5.7	7.5:1	120/12	31"

\*Left hand retrieve.

### FEATURES:

- One-piece aluminum frame
- Aircraft grade machined duralumin double anodized U-spool
- SpeedCast® externally adjustable Centrifugal Brake System
- Carbon fiber drag system
- Rugged carbon fiber drag system provides up to 14 lbs. of drag power
- Ti coated zirconia line guide
- 85mm bowed carbon handle with duracork/EVA paddle shaped knobs
- External lube port



## Performance – Right out of the Box!

Your new Speed Spool LFS baitcast reel by Lew's® is designed for performance and functionality. From the way it conforms to your hand, to the way it reacts crisply and effortlessly to your command, you'll know the minute you grab onto the Speed Spool® that you've got a quality reel.

Your Speed Spool® reel exploits several new developments which will allow you to set yourself apart from the competition.

### High Strength Brass Gearing

The drive gear, crankshaft, and worm shaft are made of high strength brass for increased strength and durability. In addition to these advantages, brass provides exceptionally low friction to enhance efficiency.

### One-piece Die Cast Aluminum Frame

Your Speed Spool® reel utilizes a one-piece all aluminum frame. So you'll never have to worry about frame twisting or torquing.

### Innovative Line Recognition Speed Dial

Your Speed Spool® reel features a convenient line indicator dial on the spool's tension knob. Quickly recognize what line type and line weight you have loaded on your reel.

**SPEED DIAL**



### Double Anodized Duralumin U-spool

The spool on your Lew's® reel has been engineered to maximize casting distance. Double anodized to withstand oxidation and abrasion, this lightweight machined forged U-shaped duralumin spool will allow you to propel your lure farther than the competition - and you'll have a greater degree of control with less standing between you and the fish.

*Machined Aluminum Spool*

**10 Bearing System**

### Zero-Reverse Bearing

The handle on your Speed Spool® reel will only rotate forward for rock solid hook setting. When you release the handle it will hold its position because of the Zero-Reverse bearing, never losing an inch on your catch; an invaluable property to have when you're pulling it in.

### Externally Adjustable Centrifugal Brake System

The SpeedCast® Adjustable Centrifugal Brake System delivers an extreme range of braking power from free spool to maximum by simply clicking its external dial to choose among 27 variable settings. The Team Lew's® Speed Spool Pro puts you in control of your casts, perfectly aligning brake power to lure size. With this system you will have more casting control over light lures, while maximizing casting distance with all lures.



### Cast Control System

A second feature exists to prevent backlash, the Cast Control System. An adjustment knob is found next to the star drag. The function saddles the spool shaft with steady pressure in order to stabilize spool speed.

To calibrate the system reel your lure in until it rests on the tip of the rod, then tighten the knob until taut. Depress the thumb bar, and holding the rod horizontally loosen the knob slowly until the lure begins to descend. The spool should continue to spin after the lure contacts the ground, but should not complete more than one full rotation. If the spool does not continue to spin, the knob is too tight. If the spool completes more than one rotation, the knob is too loose. Repeat until you have achieved the desired results.

### Bowed 85mm Carbon Fiber Handle

Our 85mm bowed carbon fiber handle will give you all the cranking power you need. The Lew's® custom duracork/EVA contoured paddle is an added bonus and will provide comfortable fit and ease for all day fishing.



# TEAM LEW'S *LITE* SPEED SPOOL® LFS TLL1H, TLL1SH, TLL1X, TLL1XH

One Year Limited Warranty

Lew's® Warrants its products<sup>1</sup> to withstand normal<sup>2</sup> use for the purpose designed and intended when manufactured for a period of one (1) year from the original retail sale date to the original retail consumer. Lew's® will at its option repair or replace<sup>3</sup> Lew's® products when required for the warranty period and return<sup>4</sup> the product to the owner at no additional<sup>5</sup> cost to the owner.

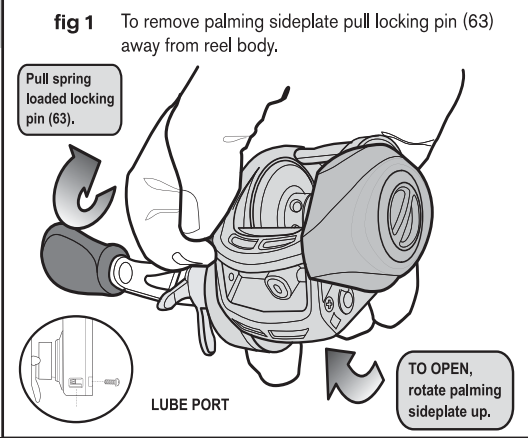
<sup>1</sup>Numerous products have been manufactured under variations of the Lew's® name and under the Lew's® Logo by multiple businesses over the past 50 years. This warranty is specifically for products manufactured on behalf of Lew's® of Springfield, Missouri USA since January 1, 2010. Lew's® products manufactured by or on behalf of other entities prior to January 1, 2010 are not covered by this warranty. In all circumstances, this Warranty is Limited in Value to the original retail value of the product and is limited to actual damage to the Lew's® product and only the Lew's® product. <sup>2</sup>Loss of a product, and loss/damage of a product or parts due to the attempted repair or servicing of a Lew's® product by any person or business other than Lew's® or Lew's® Authorized Warranty Service Agent, and damage caused by or resulting from abuse, misuse, lack of recommended maintenance, accident, acts of God, and shipping damages occurring in transit to Lew's® or Lew's® Authorized Agent are outside the scope of Lew's® Limited Warranty and will be repaired through Lew's® after warranty services at the expense of the consumer. <sup>3</sup>Any products replaced by Lew's® will be new or remanufactured by a Lew's® Authorized Agent with the same or next model upgrade product. <sup>4</sup>Lew's® will return warranted products to the consumer by reasonable means as determined by Lew's®. <sup>5</sup>Express or expedited services are the responsibility of the consumer as is sending the product to Lew's® or Lew's® Authorized Agent, for Warranty Service. Lew's® and Lew's® Service Agents as authorized by Lew's® are the sole agents authorized to repair or replace Lew's® products under the terms of this warranty. Only written changes by an officer of Lew's® can alter the terms or conditions of this warranty.

This warranty gives you specific legal rights including additional rights extended by some states which do not allow certain exclusions and limitations. Any action brought against Lew's® for the purpose of settling a warranty dispute shall be brought and litigated in the State of Missouri, County of Greene.

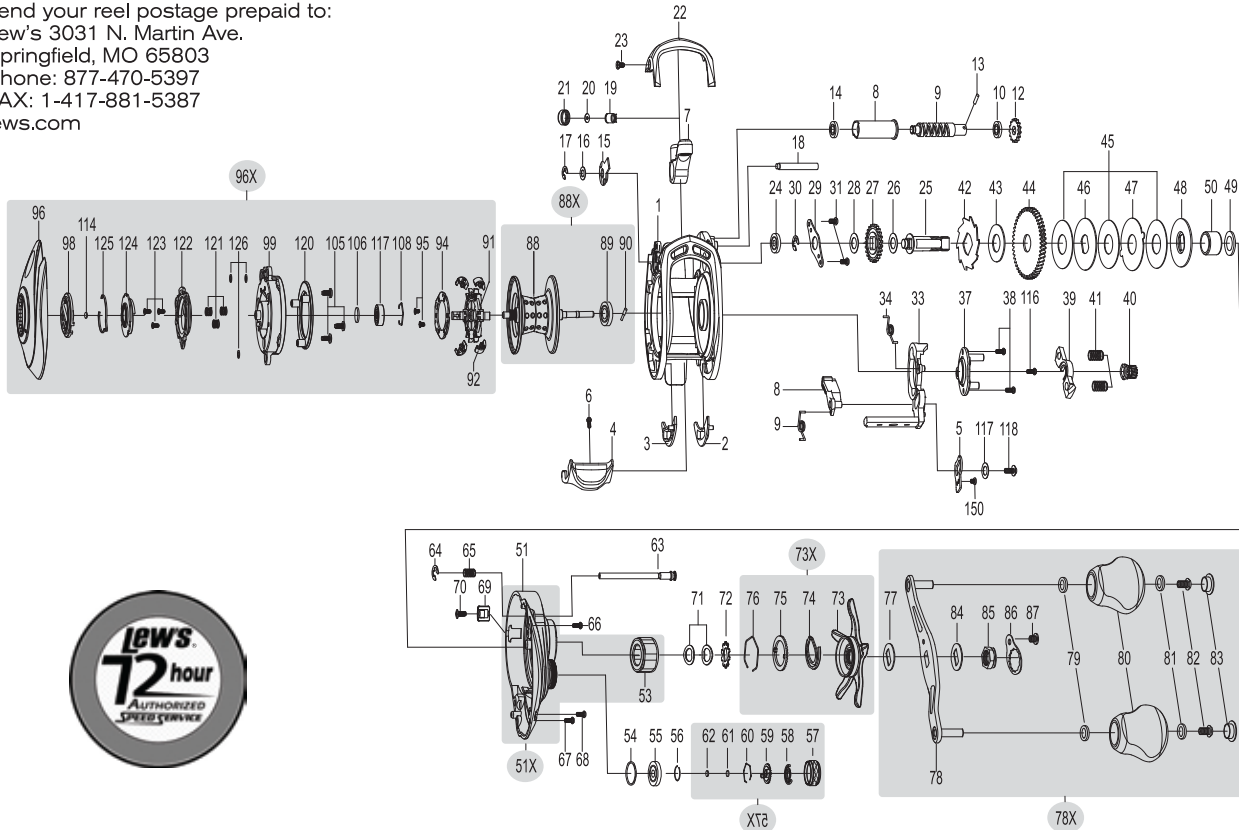
## Maintenance and Care

When applying lubricant to your Speed Spool® reel, avoid using multi-purpose oil. Use lightweight oils or greases made for fishing reels. Apply oil to all bearings, the crankshaft and the worm gear. Apply grease to the bushings, pinion gears, drive gears, and crank gears.

After usage, your reel should be inspected for dirt or sand and cleaned if excessive build-up is present. If your reel has come in contact with saltwater it is important to flush all parts with water, dry and re-lubricate your reel. Through diligent cleaning and maintenance your Lew's® reel will provide you with years of reliability and sound performance.



For professional cleaning and maintenance send your reel postage prepaid to:  
Lew's 3031 N. Martin Ave.  
Springfield, MO 65803  
Phone: 877-470-5397  
FAX: 1-417-881-5387  
lews.com



KEY #	PART NAME	KEY #	PART NAME	KEY #	PART NAME
1	FRAME	42	RATCHET	78X	HANDLE ASSEMBLY
2	CLUTCH BAR PLATE (A)	43	RATCHET WASHER	79	BALL BEARING (2)
3	CLUTCH BAR PLATE (B)	44	DRIVE GEAR	80	HANDLE KNOB (2)
4	CLUTCH BAR	45	DRAG WASHER (L-3)	81	BALL BEARING (2)
5	LINK PLATE	46	DRAG WASHER (D-1)	83	HANDLE KNOB SCREW (2)
6	CLUTCH BAR SCREW	47	DRAG WASHER (A)	84	HANDLE WASHER
7	LEVELWIND ASSEMBLY	48	DRAG WASHER (D-2)	85	HANDLE NUT
8	PIPE	49	SLEEVE WASHER (OPTIONAL)	86	HANDLE NUT CAP
9	WORM SHAFT	50	SLEEVE	87	HANDLE NUT RETAINER SCREW
10	BALL BEARING	51	GEAR SIDEPLATE	88	SHOULDER
12	IDLER(S)	51X	GEAR SIDEPLATE ASSEMBLY	88X	SPOOL ASSEMBLY
13	WORM SHAFT PIN	53	ONE-WAY CLUTCH BEARING	89	BALL BEARING
15	WORM SHAFT BUSHING (B)	54	O-RING	90	PIN
16	WORM SHAFT WASHER	55	BALL BEARING	96	PALMING SIDEPLATE
17	E-RING	56	BEARING RETAINER	96X	PALMING SIDEPLATE ASSEMBLY
18	PILLAR	57	CAST CONTROL CAP	98	CONTROL DIAL
19	LEVELWIND PIN	57X	CAST CONTROL CAP ASSEMBLY	99	SPOOL COVER
20	SPACER (OPTIONAL)	61	TENSION WASHER	100	MAGNET HOLDER-D
21	LEVELWIND NUT	62	SPOOL SPACER (B)	101	MAGNET HOLDER PLATE-D
22	FRONT COVER	63	LOCKING PIN	102	MAGNET (5)
23	FRONT COVER SCREW (2)	64	E-RING	105	SPOOL COVER SCREW (3)
24	BALL BEARING	65	LOCKING PIN SPRING	106	SPOOL SPACER
25	CRANKSHAFT	66	GEAR SIDEPLATE SCREW (A)	107	BALL BEARING
26	IDLER (L) WASHER (A)	67	GEAR SIDEPLATE SCREW (B)	108	BEARING RETAINER
27	IDLER (L)	71	DRAG SPRING WASHER (A-2)	116	CAM PLATE SCREW
28	IDLER(L) WASHER (B)	72	DRAG SPACER	117	CLUTCH WASHER
29	BEARING PLATE	73	STAR DRAG	118	CLUTCH SCREW
30	E-RING	73X	STAR DRAG ASSEMBLY	121	SPRING (3)
31	BEARING PLATE SCREW	74	CLICK SPRING	122	SLIDE CAM-H
33	CLUTCH CAM	75	CLICK PLATE-B	123	SLIDE CAM-H SCREW (3)
39	PINION YOKE	76	CLICK PLATE RETAINER	124	SLIDE CAM-D
40	PINION GEAR	77	LEAF SPRING	126	SPOOL COVER SPACER (3) OPTIONAL
41	PINION YOKE SPRING (2)	78	HANDLE	150	LINK PLATE SCREW

