



CRIMSON TRACE[®]

USER GUIDE

CT RAD[™] *micro series*

PLEASE READ THE ENTIRE MANUAL

FAILURE TO FOLLOW THESE INSTRUCTIONS AND PROCEDURES MAY RESULT IN INJURY OR DEATH.

Always follow firearm safety rules as outlined by the firearms manufacturer.

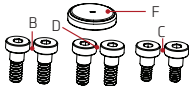
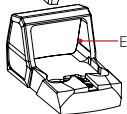
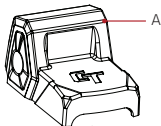
Keep this and all firearm related products locked and secured from children or other unauthorized users.

CONTENTS

CONTENTS	3
FEATURES AND SPECIFICATIONS	4
PRODUCT INSTALLATION AND MOUNTING	5
WINDAGE & ELEVATION ADJUSTMENTS	6
MAINTENANCE AND TROUBLESHOOTING	7
LENS CARE	6
WARRANTY	7
BATTERY WARNINGS	8



WARNING: UNLOAD YOUR FIREARM BEFORE INSTALLING OR REMOVING YOUR CRIMSON TRACE® SIGHT. FIRST REMOVE THE MAGAZINE FROM THE FIREARM. SECOND, VISUALLY AND MANUALLY CHECK AND CLEAR THE CHAMBER AND ACTION OF AMMUNITION.



MANUAL ON/OFF

- **Power On:** With a battery installed, the CT RAD™ micro Series Sight will power on and adjust brightness automatically.
- **Storage:** When not in use, it is recommended to store the CT RAD™ micro Series Sight with the protective cover installed. This will maximize battery life.

CONTENTS

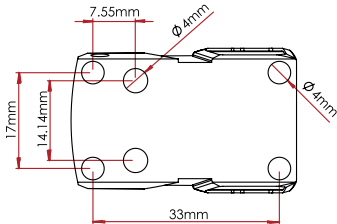
- A. PROTECTIVE COVER
- B. MOUNTING SCREWS (2X) M4x8
- C. MOUNTING SCREWS (2X) #6-32x0.5
- D. MOUNTING SCREWS (2X) M3x8
- E. CT RAD™ MICRO SERIES SIGHT
- F. CR1632 LITHIUM BATTERY

FEATURES AND SPECIFICATIONS

- **CT RADIANT™ SENSOR:** Ambient Light Sensor - The ambient light sensor automatically adjusts the aiming dot's brightness to the surrounding lighting condition.
- **CT MOTION™ SENSOR:** (*micro PRO models*) Detects movement of the firearm and automatically turns the reflex sight on.
- **AUTO OFF FUNCTION:** The CT RAD™ micro Series Sight is equipped with intelligent power management to prolong battery life when not in use. For maximum battery life, always store the CT RAD™ micro Series Sight with the included protective cover installed.
- **BATTERY:** The CT RAD™ micro Series Sight is powered by a single CR1632 battery. This battery will provide most users with significant maintenance free service. Depending on reticle intensity, ambient conditions and use, battery life may vary.

PRODUCT INSTALLATION AND MOUNTING





The CT RAD™ micro Series Sight is intended for use on handgun slides that are compatible with Shield RMS® or JPoint® footprints. The CT RAD™ micro Series Sight is compatible with most accessories and interfaces based on the pattern shown below. It is recommended that an experienced gun smith verify this product's fit prior to making any permanent modification to your firearm. Use the following guide to insure the best fit.



WARNING: CONFIRM THAT YOUR SIGHT IS SECURELY AND PROPERLY INSTALLED. AN IMPROPERLY INSTALLED SIGHT COULD BECOME DETACHED DURING RECOIL CAUSING INJURY.

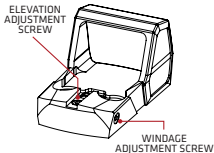
WINDAGE AND ELEVATION ADJUSTMENTS

The CT RAD™ micro Series Sight is fully adjustable for both windage and elevation. The adjustment screws are located on the top and right side of the sight body.

ELEVATION ADJUSTMENT		WINDAGE ADJUSTMENT	
UP*	CLOCKWISE 	LEFT*	COUNTER CLOCKWISE 
DOWN*	COUNTER CLOCKWISE 	RIGHT*	CLOCKWISE 

*POINT OF IMPACT

*POINT OF IMPACT



NOTE: Adjustments to both the windage and elevation screws, reference your Point of Impact (POI). Should your impacts be below your point of aim, dial UP to reach zero. For additional information visit www.crimsontrace.com.

LENS CARE

The external optics of the CT RAD™ micro Series Sight are generally resistant to scratches and common firearm cleaning chemicals. Periodically the optics may become dirty from normal use, Crimson Trace® recommends using the included microfiber cloth for cleaning.

MAINTENANCE AND TROUBLESHOOTING

The CT RAD™ micro Series Sight requires minimal maintenance, the included CR1632 battery should provide extended service life for most users. Should your sight fail to power up, remove and replace the battery with a new CR1632 from a reputable manufacturer. Should problems persist, please contact Crimson Trace® customer service for additional technical support at 800-442-2406 or email customer@crimsontrace.com.



The gear you choose to trust should be as effective as it is reliable and innovative. We proudly stand behind our products with the Crimson Protect Limited Lifetime Warranty. Under the Crimson Protect Limited Lifetime Warranty, we will repair or replace your Crimson Trace product at no charge to you if it is damaged or defective. If the product cannot be repaired, we will replace it with a product of equal or better value. Electronic Components warranted to be free from defects in materials and workmanship for a period of three (3) years from the date of manufacture. If determined to have defects in materials and workmanship during the three-year period, we will repair the product at no cost to you. If we cannot repair your product, we will replace it with an item of equivalent value.


For registration and complete warranty terms and conditions please visit www.crimsontrace.com/warranty.

To fill out a warranty claim visit www.crimsontrace.com/support.

BATTERY WARNINGS

 **WARNING: IF A BATTERY OPERATED ACCESSORY OR ATTACHMENT (I.E. LASER, OPTICAL SIGHT OR FLASH LIGHT, ETC.) IS SUPPLIED OR USED WITH THIS FIREARM, THE FOLLOWING WARNINGS AND INSTRUCTIONS MUST BE ADHERED TO.**

 **WARNING: KEEP BATTERIES AWAY FROM CHILDREN. THERE IS A CHEMICAL BURN HAZARD ASSOCIATED WITH BATTERIES.**

 **WARNING: IF A NEW OR USED LITHIUM BUTTON/COIN CELL BATTERY IS SWALLOWED OR ENTERS THE BODY, IT CAN CAUSE SEVERE INTERNAL BURNS AND CAN LEAD TO DEATH IN AS LITTLE AS 2 HOURS. ALWAYS COMPLETELY SECURE THE BATTERY COMPARTMENT. IF THE BATTERY COMPARTMENT DOES NOT CLOSE SECURELY, STOP USING THE PRODUCT, REMOVE THE BATTERIES, AND KEEP IT AWAY FROM CHILDREN. IF YOU THINK BATTERIES MIGHT HAVE BEEN SWALLOWED OR PLACED INSIDE ANY PART OF THE BODY, SEEK IMMEDIATE MEDICAL ATTENTION.**

This device complies with Part 15 of the FCC Rules. Operation is subject to the following two conditions: (1) This device may not cause harmful interference, and; (2) This device must accept any interference received, including interference that may cause undesired operation.

- When used correctly, batteries provide a safe and dependable source of portable power. However, misuse or abuse may result in leakage, fire, or explosion.
- Batteries can explode or leak and cause burns if installed backwards, disassembled, charged, or exposed to water, fire or high temperature.
- Always take care to install your battery correctly observing the "+" and "-" marks on the battery and the device.
- Store unused batteries in their original packaging and away from metal objects that may short-circuit them.
- Remove discharged batteries from equipment promptly to avoid possible damage from leakage.
- Never dispose of batteries in fire.
(Failure to observe this precaution may result in an explosion.)
- The batteries are supplied in a charged state, and are not designed for recharging. Recharging may cause leakage, fire, or explosion.
- The batteries should be disposed of properly, including keeping them away from children.
- Dispose of used batteries immediately. Even used batteries can cause injury.

NOTES



CRIMSON TRACE[®]

CRIMSON TRACE[®] HEADQUARTERS • 9780 SW FREEMAN DRIVE, WILSONVILLE, OR 97070
TELEPHONE: 800-442-2406 • FAX: 503-783-5334 • CRIMSONTRACE.COM